



C2

C1

B2

B1

A2

A1

Pre A1

**Cambridge** English Qualifications

Pre A1 Starters

# Classroom activities

These activities are based on topics from the Pre A1 Starters Wordlist Picture Book and Classroom poster.




# Pre A1 Starters Worksheet No. 1

## (My favourite food)

### Activity (a)

Look and read. Put a tick (✓) or a cross (✗) in the box. There are two examples.

### Examples



This is a fish.



This is a sausage.



### Questions


1.



This is a coconut.



2.



This is a banana.



3.



This is a carrot.



4.



This is a potato.



5.



This is a mango.



## Activity (b)

### Speaking


Ann asks her friends what they would like for their lunch. Look at the pictures and talk about them.

### Example



What would you like for your lunch, Alex?

*I would like some bread.*



### Questions

1. What would you like for your lunch, Grace?




2. What would you like for your lunch, Ben?



3. What would you like for your lunch, Jill?



4. What would you like for your lunch, Bill?



5. What would you like for your lunch, Lucy?



## Writing

Write a word on the line about the pictures. There is one example.

### Example

I would like some bread .....

### Sentences

1. I would like some .....

2. I would like an .....

3. I would like some .....

4. I would like a .....

5. I would like a .....

### Activity (c)

Read the sentences. Write one word from the *Word bank* on the line.  
There is one example.

### Example

I like fish and ..... chips.

#### Word bank

and

or

but

### Questions

1. I like rice ..... chicken.

2. I like apples ..... I don't like oranges.

3. Would you like orange juice ..... would you like lemonade?

4. You can have cake ..... you can't have sweets.

5. I like milk. I drink it at breakfast, at lunch ..... at dinner!

# Pre A1 Starters Worksheet No. 2

## (My favourite food)

### Activity (a)

Look and read. Write *yes* or *no*. There are two examples.

### Examples

Some children are eating.

yes  
-----

A man is eating breakfast.

no  
-----

### Questions

1. The children are happy. -----
2. Some girls are eating ice cream. -----
3. The children are eating fish. -----
4. The children are at home. -----
5. There are seven children. -----



### Activity (b)


Look, read and write. Tell your friend what you like. Your friend likes it too!  
There are two examples.

### Examples



I like rice -----

so do I



I like grapes -----

me too

### Sentences



-----

-----



-----

-----



-----

-----



Two empty speech bubble shapes for writing.

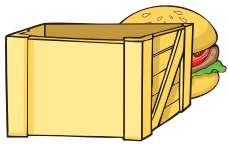


Two empty speech bubble shapes for writing.

### Activity (c)

Where's the burger? Choose your answer from the *Word bank* and write it on the line. There is one example.

#### Example




The burger is behind the box.

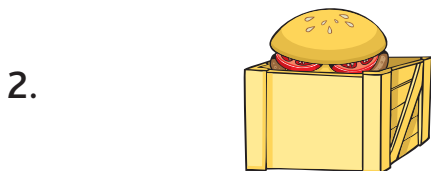
#### Word bank

behind  
next to  
between  
in front of  
in  
under

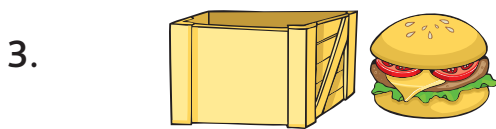
#### Questions



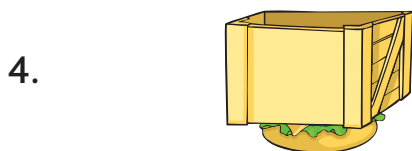
The burger is \_\_\_\_\_ the box.




The burger is \_\_\_\_\_ the box.



The burger is \_\_\_\_\_ the box.



The burger is \_\_\_\_\_ the box.




The burger is \_\_\_\_\_ the boxes.

# Pre A1 Starters Worksheet No. 3 (At school)

## Activity (a)

Look at the pictures. Look at the letters. Write the words. There is one example.

### Example



book

o k o b

### Sentences

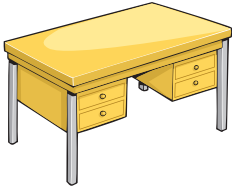
1.



-----

t u c e p r o m

2.



-----

s e k d

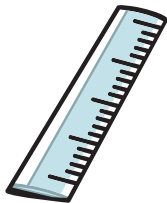
3.



-----

c e p l i n

4.



-----

e l u r r

5.



-----

h a t r e c e

## Activity (b)

Look at the picture and draw lines. There is one example.

radio

guitar

Example  
picture



chair

pencils

table

## Activity (c)

Read the questions. Write one word from the *Word bank* on the line. There is one example.

### Example

Please teacher, how do I spell classroom?

### Questions

1. \_\_\_\_\_ is that on your desk, Nick?
2. Grace, \_\_\_\_\_ did you put your bag?
3. \_\_\_\_\_ pencil would you like – the red one or the blue one?
4. Now class, \_\_\_\_\_ would like to answer question 6?
5. \_\_\_\_\_ rubber is this?

### Word bank

how  
which  
whose  
what  
who  
where










# Pre A1 Starters Worksheet No. 4 (At school)

## Activity (a)

Read the text below. Choose a word from the *Word bank*.  
Write the correct word next to numbers 1–5. There is one example.

A classroom



Word bank		
 school	 picture	 bookcase
 music	 computers	 write

There are lots of these in a school. Some have desks where  
you (1) \_\_\_\_\_ but some have desks for (2) \_\_\_\_\_.  
Many have a (3) \_\_\_\_\_ and lots of books. In some you can play  
(4) \_\_\_\_\_ and in some you can draw a (5) \_\_\_\_\_.  
What is it? It's a classroom.

## Activity (b)

Read the sentences. Choose a word to write on the line. All the words are correct.  
Read your story to your family, a friend or your teacher.

### Example

I am telling a story.

### Questions

1. This is a story about playing \_\_\_\_\_.

2. I am playing with my \_\_\_\_\_.

reading  
writing  
telling

basketball  
football  
hockey

brother  
cousin  
sister

3. We are playing in the .....

morning  
afternoon  
evening

4. We ..... playing games.

enjoy  
like  
love

5. Now we are drinking some .....

lemonade  
orange juice  
water

### Activity (c)

Write *ing* at the end of the words. Say your new word. Draw a picture. There is one example.

**Example**

paint

painting



**1**

draw

**2**

fish

**3**

jump

**4**

kick

**5**

throw

# Pre A1 Starters Worksheet No. 5 (Animals)

## Activity (a)

Look at the pictures and read the questions. Write one-word answers. There are two examples.

### Examples

Where are the children? at the zoo

What colour is the elephant? grey



### Questions

What is the elephant looking at? two .....



What is the girl pointing at? a .....

How many goats can you see? .....

What colour is the frog? .....

What is the boy pointing at? a .....




## Activity (b)

Look at the pictures. How many animals are there? Write one word on each line. There are two examples.

### Examples



There is one cow



There are two horses

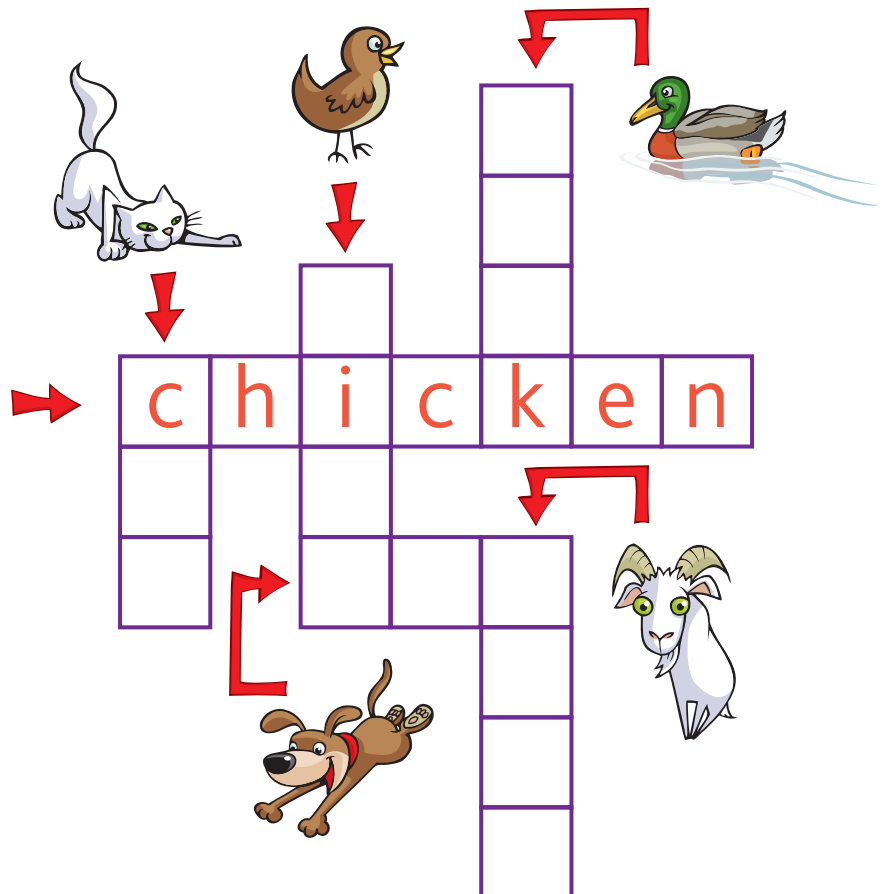
## Questions

1.  There .....
2.  There .....
3.  There .....
4.  There .....
5.  There .....

## Activity (c)

Look at the pictures.  
Write the words.  
There is one example.

Example

The crossword puzzle grid consists of purple-outlined squares. The word "chicken" is written in red lowercase letters across the first row. Red arrows point to the starting squares of other words: a white cat (pointing down to the second square), a brown duck (pointing down to the third square), a mallard duck (pointing down to the fifth square), a white goat (pointing down to the seventh square), and a brown dog (pointing right to the second square). There are also red arrows indicating the direction of the words: a horizontal arrow pointing right from the start of the second row, a vertical arrow pointing down from the start of the third row, a horizontal arrow pointing right from the start of the fourth row, and a vertical arrow pointing down from the start of the fifth row.

# Pre A1 Starters Worksheet No. 6

## (Body, clothes and colours)

### Activity (a)

Colour the clothes in the clothes shop. There is one example.

### Example

The t-shirt is black.

### Sentences

1. The dress is orange.
2. The trousers are blue.
3. The jacket is green.
4. The skirt is purple.
5. The hat is yellow.



### Activity (b)

What do the friends choose in the clothes shop? Write on the lines.


Look at the picture of the clothes shop above for the colours. There is one example.

### Example




Grace chooses a black t-shirt


## Questions

- 

1. Sam chooses -----
- 

2. Jill chooses an -----
- 

3. Nick chooses a -----
- 


4. Kim chooses a -----
- 

5. Ben chooses a -----

## Activity (c)

This young learner has a nice smile on her face. Choose words from the *Word bank* and write them on the lines. There is one example.

1. -----
2. -----
3. -----
4. -----
5. -----



### Word bank

ear  
nose  
eye  
head  
mouth  
hair

# Pre A1 Starters Worksheets 1–6: Answers

## Worksheet No. 1

### Page 1

#### Activity (a)

- ✓
- ✗
- ✓
- ✗
- ✓

### Page 2/3

#### Activity (b)

- chips/fries
- egg
- ice cream
- pear
- tomato

### Page 3

#### Activity (c)

- and
- but
- or
- but
- and

## Worksheet No. 2

### Page 4

#### Activity (a)

- yes
- yes
- no
- no
- yes

### Page 4/5

#### Activity (b)

- chocolate/*Either so do I or me too*
- peas/*Either so do I or me too*
- sweets or candy/*Either so do I or me too*
- onion(s)/*Either so do I or me too*
- beans/*Either so do I or me too*

### Page 5

#### Activity (c)

- in front of
- in
- next to
- under
- between

## Worksheet No. 3

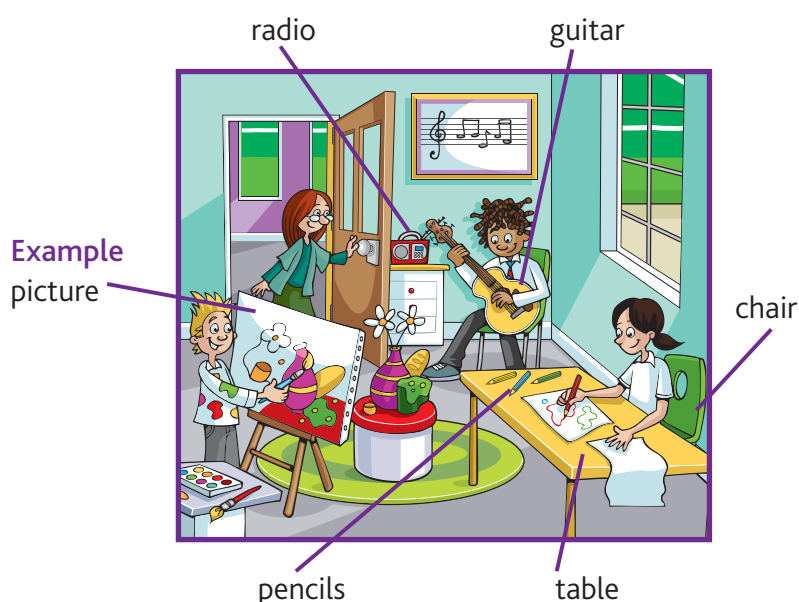
### Page 6

#### Activity (a)

- computer
- desk
- pencil
- ruler
- teacher

### Page 7

#### Activity (b)



### Page 7

#### Activity (c)

- what
- where
- which
- who
- whose

# Pre A1 Starters Worksheets 1–6: Answers

## Worksheet No. 4

### Page 8 Activity (a)

1. write
2. computers
3. bookcase
4. music
5. picture

### Page 8/9 Activity (b)

All selections are correct. Check spelling of the chosen words and ask the child to read the story.

### Page 9 Activity (c)

1. drawing
2. fishing
3. jumping
4. kicking
5. throwing

Ask the child to say each word.

## Worksheet No. 5

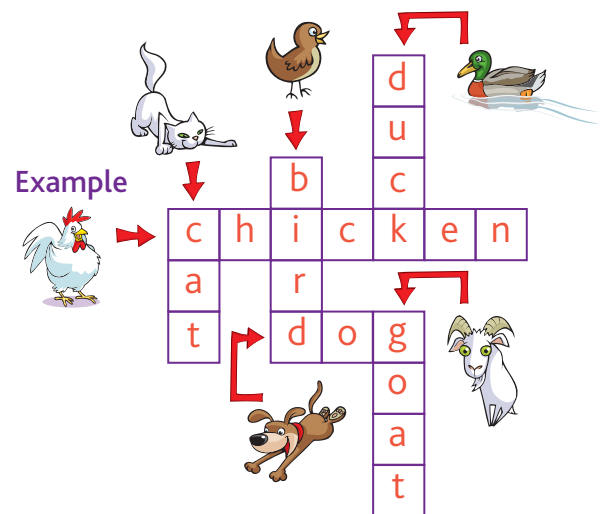
### Page 10 Activity (a)

1. mice
2. crocodile
3. three/3
4. green
5. lizard

### Page 10/11 Activity (b)

1. There is one giraffe.
2. There are two hippos.
3. There is one monkey.
4. There are three snakes.
5. There is one tiger.

### Page 11 Activity (c)



## Worksheet No. 6

### Page 12 Activity (a)



### Page 12/13 Activity (b)

1. Sam – blue trousers
2. Jill – orange dress
3. Nick – yellow hat
4. Kim – purple skirt
5. Ben – green jacket

### Page 13 Activity (c)

1. head
2. hair
3. eye
4. nose
5. mouth